







Crestwood Local Schools Survey

1. The following could be considered to be important goals for a school district. In your opinion, what are the most important goals for Crestwood Schools? (Please rank from 1 (lowest importance) to 5 (most importance))						
	Least Important 1	2	Medium Importance 3	4	Most Important 5	Response Count
Safe and secure environment	10.3% (22)	8.4% (18)	12.1% (26)	25.7% (55)	43.5% (93)	214
Increasing student learning	9.2% (17)	13.6% (25)	17.9% (33)	33.2% (61)	26.1% (48)	184
Producing well-rounded graduates	11.0% (15)	17.6% (24)	25.7% (35)	25.0% (34)	20.6% (28)	136
Adequate classroom spaces and technology	21.1% (32)	25.0% (38)	29.6% (45)	17.1% (26)	7.2% (11)	152
Strong community relations	48.7% (55)	28.3% (32)	12.4% (14)	6.2% (7)	4.4% (5)	113
Preparing students for the world	15.3% (23)	19.3% (29)	22.0% (33)	17.3% (26)	26.0% (39)	150
Preparing students for college	5.9% (11)	18.6% (35)	28.7% (54)	21.3% (40)	25.5% (48)	188
Financial responsibility	31.3% (47)	20.0% (30)	13.3% (20)	14.7% (22)	20.7% (31)	150
	answered question					306
	skipped question					15

2. From the list below, what are Crestwood's STRENGTHS? What are Crestwood's WEAKNESSES?						
	STRENGTH	WEAKNESS	Neither	Don't Know	Response Count	
Financial accountability	20.7% (57)	46.7% (129)	13.4% (37)	19.2% (53)	276	
Community communications	23.4% (66)	48.6% (137)	16.7% (47)	11.3% (32)	282	
Non-athletic after school activities (music, drama, etc.)	37.1% (104)	21.1% (59)	21.1% (59)	20.7% (58)	280	
Well-rounded education	60.9% (170)	14.0% (39)	20.1% (56)	5.0% (14)	279	
Quality of education	72.7% (205)	9.9% (28)	16.0% (45)	1.4% (4)	282	
Athletic programs	53.2% (149)	13.6% (38)	21.8% (61)	11.4% (32)	280	
	answered question					290
	skipped question					31

3. Which of the following is the biggest challenge facing Crestwood Schools?			Response Percent	Response Count
Decreasing enrollment			4.7%	13
State and federal requirements			11.8%	33
Ability to attract and retain quality teachers			34.4%	96
School funding			64.2%	179
Keeping up with societal changes			8.2%	23
Other (please specify)			11.5%	32
			answered question	279
			skipped question	42

4. FOR ELEMENTARY STUDENTS, do the Crestwood Schools place the right emphasis on the following?					
	YES, Right Emphasis	Needs MORE Emphasis	Needs LESS Emphasis	Don't Know	Response Count
Math	58.1% (140)	29.0% (70)	1.2% (3)	11.6% (28)	241
Science	62.7% (153)	23.4% (57)	0.8% (2)	13.1% (32)	244
Reading	58.4% (139)	27.7% (66)	1.3% (3)	12.6% (30)	238
Social studies	68.3% (164)	14.6% (35)	2.1% (5)	15.0% (36)	240
Music and the Arts	59.6% (143)	19.2% (46)	5.8% (14)	15.4% (37)	240
Gifted and advanced academic opportunities	35.8% (88)	36.6% (90)	4.5% (11)	23.2% (57)	246
Health & Physical education	56.8% (138)	25.1% (61)	3.3% (8)	14.8% (36)	243
Foreign language	11.9% (29)	45.1% (110)	13.9% (34)	29.1% (71)	244
Technology instruction	30.5% (73)	47.7% (114)	2.1% (5)	19.7% (47)	239
Tutoring/Academic Help	23.1% (56)	40.1% (97)	1.2% (3)	35.5% (86)	242
Guidance/Social Skills: self-esteem, drugs & alcohol, etc.	49.0% (121)	29.1% (72)	3.6% (9)	18.2% (45)	247
Pre-school programs	18.3% (44)	22.1% (53)	5.4% (13)	54.2% (130)	240



	<i>answered question</i>	250
	<i>skipped question</i>	71

5. FOR MIDDLE SCHOOL STUDENTS, do the Crestwood Schools place the right emphasis on the following?					
	Yes, Right Emphasis	Needs MORE Emphasis	Needs LESS Emphasis	Don't know	Response Count
Math	51.6% (126)	27.0% (66)	1.2% (3)	20.1% (49)	244
Science	52.0% (127)	24.6% (60)	1.2% (3)	22.1% (54)	244
Reading and language arts	54.1% (132)	22.5% (55)	2.5% (6)	20.9% (51)	244
Social studies	62.3% (152)	12.7% (31)	2.0% (5)	23.0% (56)	244
Music and the Arts	49.4% (121)	18.4% (45)	9.0% (22)	23.3% (57)	245
Gifted and advanced academic opportunities	23.8% (58)	36.1% (88)	2.5% (6)	37.7% (92)	244
Health & Physical education	50.6% (124)	22.4% (55)	4.1% (10)	22.9% (56)	245
Foreign language	21.1% (52)	45.5% (112)	6.1% (15)	27.2% (67)	246
Technology instruction	23.6% (57)	47.1% (114)	3.3% (8)	26.0% (63)	242
Tutoring/Academic help	16.8% (42)	40.4% (101)	0.8% (2)	42.0% (105)	250
Guidance/Social Skills : self-esteem, drugs & alcohol, etc.	29.8% (74)	39.9% (99)	2.4% (6)	27.8% (69)	248
Career exploration/career guidance	17.5% (43)	38.6% (95)	11.8% (29)	32.1% (79)	246
	<i>answered question</i>				252
	<i>skipped question</i>				69



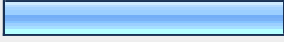




6. FOR HIGH SCHOOL STUDENTS, do the Crestwood Schools place the right emphasis on the following?

	Yes, Right Priority	Needs MORE Priority	Needs LESS Priority	Don't Know	Response Count
Core subject instruction (Math, English, Science, Social Studies)	51.0% (125)	21.2% (52)	1.2% (3)	26.5% (65)	245
Arts and music options (including performance like dance, drama, show choir, TV production, etc.)	37.7% (92)	20.5% (50)	9.8% (24)	32.0% (78)	244
Health and physical education	45.3% (110)	16.5% (40)	9.1% (22)	29.2% (71)	243
Advanced technology application	14.8% (35)	45.1% (107)	1.7% (4)	38.4% (91)	237
Tutoring/Academic help	21.3% (52)	30.3% (74)	2.0% (5)	46.3% (113)	244
Advanced electives for college-prep students (Honors, AP, Foreign Language)	33.5% (82)	34.3% (84)	2.0% (5)	30.2% (74)	245
Electives for vocationally oriented students who do not attend Maplewood	11.1% (27)	27.9% (68)	4.9% (12)	56.1% (137)	244
	<i>answered question</i>				247
	<i>skipped question</i>				74



7. Do you currently have children in a Crestwood elementary school?

		Response Percent	Response Count
Yes		48.2%	134
No		51.8%	144
	<i>answered question</i>		278
	<i>skipped question</i>		43

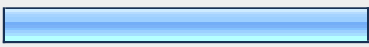








8. As a parent of an elementary child I would benefit from more information/presentations on: Check as many as apply.

		Response Percent	Response Count
How to help my child academically at home		46.5%	59
Help available at school for my student when he/she struggles academically		51.2%	65
Help available at school for my child with social & emotional issues like bullying, self-esteem, etc.		30.7%	39
How to best meet the needs of students with disabilities		13.4%	17
Successful transition to the next higher level school building (primary to intermediate or intermediate to middle school)		53.5%	68
What my child is learning at school		57.5%	73
Other (please specify)		11.8%	15
		<i>answered question</i>	127
		<i>skipped question</i>	194



9. Do you currently have children in a Crestwood middle school?

		Response Percent	Response Count
Yes		43.5%	121
No		56.5%	157
		<i>answered question</i>	278
		<i>skipped question</i>	43









10. As a parent of a middle school student I would benefit from more information/presentations on: Check as many as apply.

		Response Percent	Response Count
How to help my child academically at home		40.0%	46
Help available at school for my student when he/she struggles academically		54.8%	63
Help available at school for my child with social & emotional issues like bullying, self-esteem, etc.		34.8%	40
How to best meet the needs of students with disabilities		7.0%	8
Successful transition to the high school		67.0%	77
Successful social transition to high school		54.8%	63
Course selection information when transitioning to high school		79.1%	91
Extra-curricular programs (interscholastic, intramural, and academic related)		52.2%	60
Other (please specify)		12.2%	14
		<i>answered question</i>	115
		<i>skipped question</i>	206

11. Do you currently have children in the Crestwood high school?

		Response Percent	Response Count
Yes		59.5%	163
No		40.5%	111
		<i>answered question</i>	274
		<i>skipped question</i>	47




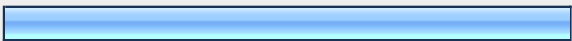



12. As a parent of a high school student I would benefit from more information/presentations on: Check as many as apply.

		Response Percent	Response Count
How to help my child academically at home		31.0%	48
Assistance at school for my student when he/she struggles academically		44.5%	69
Help available to my child with social & emotional issues		17.4%	27
How to best meet the needs of students with disabilities		7.1%	11
Selecting High School courses		59.4%	92
Helping my child select/prepare for college, transition to work, etc.		84.5%	131
Extra-curricular programs (interscholastic, intramural, and academic related)		31.0%	48
Other (please specify)		20.0%	31
	answered question		155
	skipped question		166



13. What condition would you say Crestwood school facilities are in?

	Poor	Fair	Good	Excellent	Rating Average	Response Count
High School	26.0% (65)	52.0% (130)	20.0% (50)	2.0% (5)	1.98	250
Middle School	20.2% (51)	50.0% (126)	26.6% (67)	3.2% (8)	2.13	252
Elementary Schools	1.2% (3)	2.8% (7)	19.0% (48)	77.0% (194)	3.72	252
Athletic Facilities	9.7% (24)	37.1% (92)	42.3% (105)	10.9% (27)	2.54	248
	answered question					262
	skipped question					59

14. In regards to school facilities, which of the following should be the MAIN priorities of Crestwood? Check as many as apply.

		Response Percent	Response Count
Improve landscaping and care of grounds		12.5%	32
Create a welcoming environment within the school		44.7%	115
Replace or renovate old buildings with more up-to-date facilities		61.5%	158
Increased student access to computers and other technology		62.6%	161
Increased building security		39.7%	102
Athletic facilities		24.5%	63
Other (please specify)		14.8%	38
		answered question	257
		skipped question	64

15. In regards to local funding, how are Crestwood Schools viewed now?

		Response Percent	Response Count
Reasonable cost for what we get		78.2%	197
Too expensive		21.8%	55
		answered question	252
		skipped question	69

16. Which best describes Crestwood Schools' relationship with the community?

		Response Percent	Response Count
Not very well connected to the community		51.6%	128
Responsive to the community		32.7%	81
Enhances the quality of life in our community		15.7%	39
		<i>answered question</i>	248
		<i>skipped question</i>	73